



Syracuse Thunderbirds Aero Radio Society

Plane Propwash

May 2025

Charter 473

The next STARS meeting is Wednesday June 11th, 7:00 at STARS field.

2025 Officers:

[Mike Mueller, President](#)
[Tom Polovick, Vice President](#)
[Paul Volcko, Treasurer](#)
[Jeff Wolsley, Secretary](#)
[Phil Lamkay, Safety Officer](#)

Directors:

Michael Graham
Paul Volcko 2019-2023
Dan Williams

Volunteer Staff:

[Jeff Wolsley, Propwash Editor](#)

[Michael Graham, Club Historian](#)

[Paul Volcko, Webmaster](#)

[Herb Moore, Field Committee](#)

[Mike O'Neill, Facebook Admin](#)

Public Relations Director- OPEN

YouTube Chanel Moderator- OPEN

The next STARS 2025 meeting will be at STARS field, on June 11th, at 7:00, weather permitting. The monthly meetings will be held via ZOOM October through April. The STARS regular monthly meetings are at the STARS field May through September 2024.

Blub, Blub, Blub, and a Ray of Sunshine

Well, April showers didn't bring May flowers this year....how about May SHOWERS....and lots of it!! It has been an incredibly wet spring at the field. The field is still very soft, and in certain places, still not able to mow. Big birds have suffered some mishaps because of the soft ground, and as of today, the field is not reliable to fly heavier planes, and more rain is expected. But we do see some progress, and believe that within a week or less, we should actually have the ground hard enough to carry heavier weight planes.

With that said, we need to thank Herb Moore and his mowing crew for doing a great job in getting the field as presentable as possible, considering it is still raining every couple of days. In fact, I know that we have had rain every weekend since we attempted our spring cleanup on April 19th, and some have actually found that we have actually had some kind of precipitation since last November....

One of the items on our maintenance agenda is to look at some drainage issues and see if we can improve some parts of the field. Our goal at this point is to put in some drainage pipes in a couple of areas on the field. We are considering pipes on the western end of the pilot stands where it is always wet, and on the northwestern end of the geotek. We believe that it has the potential to reduce the time it takes for the water to drain. We also want to work some on the eastern side of the control line field, and on the eastern end of the geotek. We believe that by leveling some of the ground, and getting rid of some of the low spots, we can facilitate some drainage. We don't think there will be a significant amount of outlay of funds, but we will inform all about what it will cost before we do anything. Our goal is to have some idea of costs by the time we have our BBQ, and be able to start some work after the event. We will keep you all posted.

We want to sincerely thank Scott D'Agata for his very generous donations to our club. Scott was a member for a number of years before he moved to Tully, and just didn't have the ability to get to the club. He donated all of his planes, and other equipment to the club, and at this point, we have over \$500 that has been donated to the club via sales of his inventory. Thanks so much Scott!!!!

Let's not forget our BBQ on June 21st. We want this to be a celebration of our club "family", and hope that everyone who is able will come out and celebrate with us. It is always a fun event, and as they always say, "The more the merrier". So please consider joining us for a great day of fun and flying and fellowship. We want to thank Scot D'Agata, Phil Morgan, Paul Volcko and Mike Aimee for their generous donations to make this event possible.

We still need some volunteers to manage our YouTube channel, and I need some help with marketing our club to the area. You don't need to be experienced with any of this, just an interest in promoting our club. If we don't grow our club, we will not survive. We want to have a huge turnout for our show over Labor Day weekend, and so all the publicity we get will be instrumental in our long-term success.

There is still wood to be cleared. It has been very wet, and I know that greenery that has grown in the spring is going to make it more and more difficult to get in to clear things out. But I believe there are still trees down that are cut into pieces, and you can still take out cut branches and brush. If you have the time, come out any day that has nice weather, and spend an hour clearing more brush.

Thanks to all who work to support our club and work to continue to make S.T.A.R.S. the excellent club it is, both with members and facilities. Come out for the BBQ on June 21st, and let's be safe out there!

Mike Mueller, president

president@cnystars.com, (804) 873-8928

mmuellerva@yahoo.com

Secretary's Report: Jeff Wolsley

Note the section in the Propwash labeled Important Links for STARS Members. This section contains links that every STARS member should be aware of including the ZOOM meeting instructions and the link to the most recent Propwash and past issues of the club newsletter.

The May STARS meeting was held at the Stars field. The meeting was called to order at roughly 7:00 by Vice President Tom Polovick. There were 12 Open members, 1 Associate member, 0 Family members, 0 Youth members, and 1 Guest in attendance.

Secretary's Report:

The Secretary's report from the April Propwash was accepted as published. The motion to accept the Secretary's Report was made by Herb Moore, 2nd by Lloyd Darrohan. Carried.

Treasurer's Report: Paul Volcko

Motion to accept by Dan Williams and 2nd by Mike Graham. Carried.

Correspondence: Paul Volcko

CNY Crops sent in their check, proof of insurance including workers comp.

A company here is closing and donating its assets to various organizations. AEE has offered a drone to the STARS. This is a six motor, professional drone model. They require a liability waiver for the donation from the STARS and a promise to keep the equipment for at least 2 years after receipt. A vote was made to accept the donation by Phil Morgan and 2nd by Tom Polovick. Approved by the membership in attendance.

Committee Reports:

AMA Report: Phil Morgan

Memorial paving bricks are on sale at the AMA.

The AMA/FAA noted an increase in the flight altitude restriction from 400ft. to 700 and 1200ft, with 700ft as the most likely for the STARS due to the class G status of our FRIA area. Club officers must apply to the AMA for a variance.

[Some of the officers have been testing equipment to see how high is high for some of the aircraft. The jets easily reach and exceed 400ft. so the increased altitude will be welcomed.]

Safety Report: Phil Lamkay

Phil commented on the Safety Corner Article that was reposted in the April Propwash.

Make sure you range check- engine off, engine running.

Flight Line Etiquette- Announce your intentions while on the flight line- Take off, landing, taxiing, etc. That way your fellow flyers and those in the pits have an idea of what's going on.

First Aide kit inventory was questioned. It was suggested to contact Jeff L. for a list.

We are ALL Safety Officers. Please if you see someone operated in a manner that you feel might risk themselves or others please call it out. If uncomfortable to address yourself please message me or bring to the attendance of one of our officers and we'll handle.

Take care of yourself, be sure to hydrate and have sun protection. Not sure if any log and limb retrieval is in the works but be aware of poison oak in that general area.

Though we are now cleared to fly at higher elevations be wise and insure you have visuals on orientation at all times. If alerted to low flying aircraft in our vicinity, lose altitude and land with first opportunity.

Tom Polovick spoke about a recent incident regarding failsafe programming on your equipment. An electric was set up incorrectly and went to full throttle when the transmitter was turned off. This resulted in property damage only but could have been worse. If you are unsure how to set up a failsafe, check the manual that came with your equipment, look online, or ask someone at the club. Failsafe programing is unique to the equipment manufacturer.

Field Committee: Herb Moore

Herb Moore commented on how wet the area north of the runway is so stay away from there. Until that area has dried up, that area will not be mowed with the reels. All of the equipment is up and working. Bill Whittaker brought out his zero-turn mower to cut.

The committee is still posting the field mowing time on the clock by the camera so it can be viewed from home.

Thanks to everyone who participated in the field cleanup and continuing tree removal.

Old Business:

STARS Facebook: Mike O'Neill

Nothing to report.

Real Estate Committee:

No report given.

Flight schools:

Fixed Wing Runs every Thursday night thru Sept. 11th.

Mike Graham has a chronology starting in 1990 of fixed wing history provided in correspondence with Dan Williams. I will include the history in the Propwash email.

Heli/Multi Rotor Runs every Tuesday night thru Sept. 30th.

Special Interest Nights:

Monday Night Jets Runs every Monday night thru Sept. 29th.

Big Bird Night Runs every Wednesday night thru Oct. 1st.

Field Improvements- Long Term Planning:

2025-

A suggestion was made to put an opening in the fence line to avoid the long walk around to the east and west. This was discussed and tabled. Expense and fence stability is an issue.

A suggestion was made to add 100ft. to the east end of the runway. For the time being the low spot at the end will be filled.

Continue the tree removal project from last year on west end of field. This is making good progress.

Runway west end- Do one or both of the following, 1- Look at bringing in about 50yrd of fill topsoil to raise it. 2- Put in a drainage ditch.

-- Continued--

Mike O'Neill asked to fill the depression in the control line circle.

Drainage improvements to the field and control line circle. Josh Weaver and Paul Volcko are working on drainage options.

Activity Sign- Mike Mueller is following up on the activity sign by the driveway entrance to attract spectators/future members. The sign will announce our events to the public and improve our community relations. Mike G. and Dan W. are working on banners for the signage.

Public Relations- We are actively seeking a PR leader that can direct and expand our exposure in the community. The intent is to increase membership and increase revenue through increased awareness. Different venues- Zoey Advertising, John Murphy, the estate planning guy, gets about a 15-minute radio spot that can advertise our events. TV- WSYR Your Stories segment, On your side, Bridge Street- community interest segments on the afternoon news. Part of the Gold Leader club is to engage in public outreach.

In a previous meeting, Mike O'Neill mentioned the new Micron Plant starting up in Clay. There will be a flood of tech people and population growth in our area. We should be thinking of ways to promote our club.

YouTube Channel- The club has started a YouTube channel to promote our activities. We are looking for a volunteer to moderator for the channel. Content will be monitored to make sure it is in the best interest to promote the hobby and the STARS.

Future Funding- Look at ways of creating revenue streams to help fund the club. Grow our existing revenue generators. As reported in the Treasures report, volunteers for the Finance Committee so far are Mike Mueller, Karl Price, and Mike O'Neill. The committee is currently brainstorming and planning another meeting.

CONTINUE FIELD SMOOTHING-

Continue to improve the field. Fill the low spots and grade off areas that attract standing water.

Repair clubhouse siding- There are several areas near the ground that need attention.

Flight line table replacement- There are four new tables ready to go in the red shed.

Porta-potty- Keeping current vendor. The unit is currently not at the field.

New Business:

Special Announcements:

Put the lock combinations back to ZERO after opening them or closing them.

Scott D'Gatta has donated his collection to the club. That was very generous of Scott to do that and there are a lot of quality items in the donation. There are many items that are available for a donation to the club. Stop by and take a look. Make a fair donation to take the item home with you.

Phil Morgan and Rick Wilson announced that Doug Hill is no longer associated with the Drone Pro program (FAA Part 107 training) at Lemoyne. The Drone Pro class has been paused. No additional information is available.

Event Reminder:

Club Picnic/Bar-b-que:

The STARS Club Picnic will be held June 21. Please see the flyer below in the Propwash.

New Members:

Joseph Kopec- Associate Sport flyer. The membership in attendance voted unanimously to admit Joseph. Carried.

Club Hat Order:

They are 20.00 each. Put your money in the soda bank in the fridge before you take a hat. The white hats are already gone. See Paul V. about custom embroidery on the hat. The embroidery starts at \$8.00.

Adjournment:

The April 2025 regular monthly meeting of the STARS was adjourned at 7:34.

Secretary, Jeff Wolsley

Calendar of Events

NOTICE: EVENT DATES MAY CHANGE OR CANCELLED OUTRIGHT.

Calendar of Events for January and beyond:

Editor's Note- Check with the event sponsor for actual date and time. These dates are accurate at the time the Propwash was published. New events are added all the time.



June 19- [Flite Fest 2025 four-day event. Melvin, OH.](#)

June 21- STARS Family Picnic

July 19- 16th Annual Heli Jam at the STARS Field

August 16- National Aviation Day

August 30- STARS 46th Annual Model Airshow STARS Field

October 4- Ringmaster Fly-a-Thon STARS Field

For additional events, click here→ [AMA DII Event Listing](#)

STARS Flight Schools- Flight schools are back for the 2025 season. It's never too late to join a flight school already in progress. Flight school isn't only for new flyers. It's also for experienced pilots looking to brush up on their skills, learn some new maneuvers, or loose some bad habits.

Fixed wing- Runs every Thursday night until Sept. 11th. Chief Flight Instructor Gary Natali.

Heli/Multi Rotor- Runs every Tuesday night until Sept 30th.

Indoor Flying –

The Indoor flying schedule is pretty much finished for the season. There are a few locations still going though.

CNYIFS Indoor flying at Sacred Heart Church Cicero was forwarded to me by Tim Smarzo of the Voltaires. Mondays 1:30 to 4:00 and Thursdays 12:30 to 3:30 (Need confirmation for 2024-25 season).

The church has become more security conscience. All doors are locked except the main door. The gym lighting switch has changed. The new key is in the same place as always, the cabinet in the kitchen, attached to a piece of aluminum bar. Unlock (If locked) pull up the plate, and flip the switch. All doors have alarms except the Gym door. This means that once a member comes in the front door we can use the gym door to haul gear in and out. We need, as always, to make sure the lights are off and doors are closed all the way before the last person leaves.

The following needs confirmation for the 2024-25 indoor season-

Underground R/C Destiny USA. Tuesday evenings/nights 315-715-4508

Manlius Pebble Hill- So far is listed as no flying this winter (as of 11/29/23).

Camillus Indoor Aviators (CIA) Indoor flying at First Baptist Church located at 1960 State Route 5 in Elbridge 11/18 thru ?, Wednesdays 1:00-4:00. If you plan to attend, call Herb Ziegler 315-857-6266 so Herb can unlock the doors.

Walt's HobbyTown- NO INDOOR FLYING THIS SEASON

MexAir R/C NO INDOOR FLYING THIS SEASON





Store Hours:

Monday/Friday: 9:00am-9:00pm -- Tuesday/Wednesday/Thursday: 9:00am-6:00pm -- Saturday: 10:00am-5:00pm -- Sunday: 11:00am-5:00pm

Phone Number:

(315) 453-2291

waltshobby.com



Open 10-7 Tuesday thru Sunday.

315-532-6826

www.mexairrc.com

www.facebook.com/mexairrc

**Winner of AMA 2015 Hobby Shop Award
for signing up new AMA members.**

-- Continued--



(585) 872-4990 -- 15 W Main St. Webster, NY. 14580 -- Performance-hobbies.com

HOURS

MONDAY.....	11 - 6 pm
TUESDAY.....	11 - 7 pm
WEDNESDAY.....	11 - 6 pm
THURSDAY.....	11 - 7 pm
FRIDAY.....	11 - 6 pm
SATURDAY.....	11 - 6 pm
SUNDAY.....	11 - 4 pm

The Aviation Historical Society of CNY

412 Dunning Drive Camillus, NY. Open Sundays, noon to 4:00.

[Home | Aviation Historical Society of Central New York](http://www.ahsocietyofcny.org)

This museum is dedicated to aviation history in CNY.

Mike O'Neill's website to check out- <http://www.flyboyzblog.com/>

This site has articles pertaining to both full scale and model aircraft. Check it out.

Classified Ads-

From Bob Daino-

Hey CNY Stars Flyers,

I have been speaking to Jon Porter owner of Microace

(<https://microaces.myshopify.com/en-us>). I am putting in a large order that

-- Continued--

he has agreed to provide me a reseller 30% discount on the full kits and a 5% discount on supplies and electronics.

I thought I would pass on this offer to all of you. Just let me know me if you are interested in getting anything. They are excellent flyers both indoor and outdoor. I will be putting in an order in the next 2 weeks.

Bob

315-374-3919

FOR SALE: Clear out that hanger now!

WANTED:

If you want to list modeling items for sale, R/C services offered, or a really neat R/C web site, this would be a good spot. Free for members. Send your advertisement by e-mail to jwolsley@verizon.net. Please put STARS ADVERTISEMENT in the subject line.

Important Links For STARS Members-

STARS Website:

The STARS website- cnystars.com

STARS Webcam:

The STARS webcam- <https://www.cnystars.com/cameras.php>

STARS Propwash Newsletter:

The STARS Propwash- <https://www.cnystars.com/newsletter-archive.php>

STARS ZOOM Meetings:

STARS meetings will be held on-line via ZOOM, from October to April, or in case of bad weather. Watch for notification prior to the meeting start time.

The link for the ZOOM meeting is located at the top of the cameras page on the STARS web site.

The ZOOM meeting credentials are on the STARS web page, and are sent out with the fall/winter/spring Propwash email.

ZOOM Meeting link:

<https://us02web.zoom.us/j/88488515371?pwd=c2ZiRWhkMkIrbGZ5WENDaE12SIB5Zz09>

To join from the STARS web page, go to cnystars.com. Then click on the club events tab. On the club events page, in the lower right under Club Meetings, click the red text that says **online via ZOOM**. This will take you to the ZOOM meeting. Click on the Launch Meeting button. You will enter into the meeting, or you may see a dialog box that says, "Please wait for the host to start the meeting".

If you don't already have ZOOM installed on your computer for the first time, below the Launch Meeting button, it says- "Don't have Zoom client installed? Download Now". Click on the "Download Now" text and follow the prompts to set up ZOOM on your computer.

-- Continued--

Facebook:

The STARS Facebook page- <https://www.facebook.com/groups/amastars/> There are 333 members currently. [Mike O'Neill](#) is the administrator.

Attention New Members:

Please take the TRUST test if you haven't already. This is a 100% pass test.

TRUST- The Recreational UAS Safety Test

The test can be found here-

<https://trust.pilotinstitute.com> or here-

<https://trust.modelaircraft.org/>

Note there are scam websites also, so use the above links.

Start by registering on the site. Your name is required and so is a password. These will be asked for/created before entering the site to take the test.

The test is a pass/pass. It is given in four parts. Each of the four sections begins with a lesson immediately followed by questions. The number of lessons and questions differ in each section. There are a couple of questions that are poorly worded so it's likely to get these wrong. Not to worry though, you get to correct it until you get it right! You will score 100% in each section, guaranteed.

Download and save your certificate. I had to download mine twice before it downloaded. DO NOT leave the download webpage until your certificate has been successfully downloaded and saved. You get to do the test again from scratch if you miss this step.

Print out the certificate and keep it in your wallet or your flight box. There's a registration/authentication number on the certificate that you might want to add to your aircraft ID label..

Academy of Model Aeronautics:

[Academy of Model Aeronautics \(modelaircraft.org\)](http://www.modelaircraft.org)

The AMA Government relations blog- [AMA IN ACTION](#)

The complete AMA safety handbook is available here- <http://www.modelaircraft.org/files/100.pdf>

This is a link to some FAQ from the AMA regarding remote ID- [Remote-ID-FAQ-Feb2023.pdf \(modelaircraft.org\)](#)

Federal Aviation Administration (FAA):

This is to set up or renew your FAA registration. Renewal is every three (3) years. You will or already have received your renewal email. The email is from uas.faadronezone@faa.gov. Entry or renewal is \$5.00.

[FAADroneZone Access - Home](#)

Phone Apps:

[UASidekick – The Ultimate UAS Pilot Assistant](#)

This is an app for your phone that gives weather conditions, club locations, FRIA locations, and event schedules for UAS pilots. This is for recreational pilots as well as commercial drone pilots.

B4UFLY- Download this app to your cell phone. FAA uses this to alert pilots to possible stoppage in your flying area.

Air Control- Download this app to your phone. This is to set up your flight if you are flying outside of a FRIA.

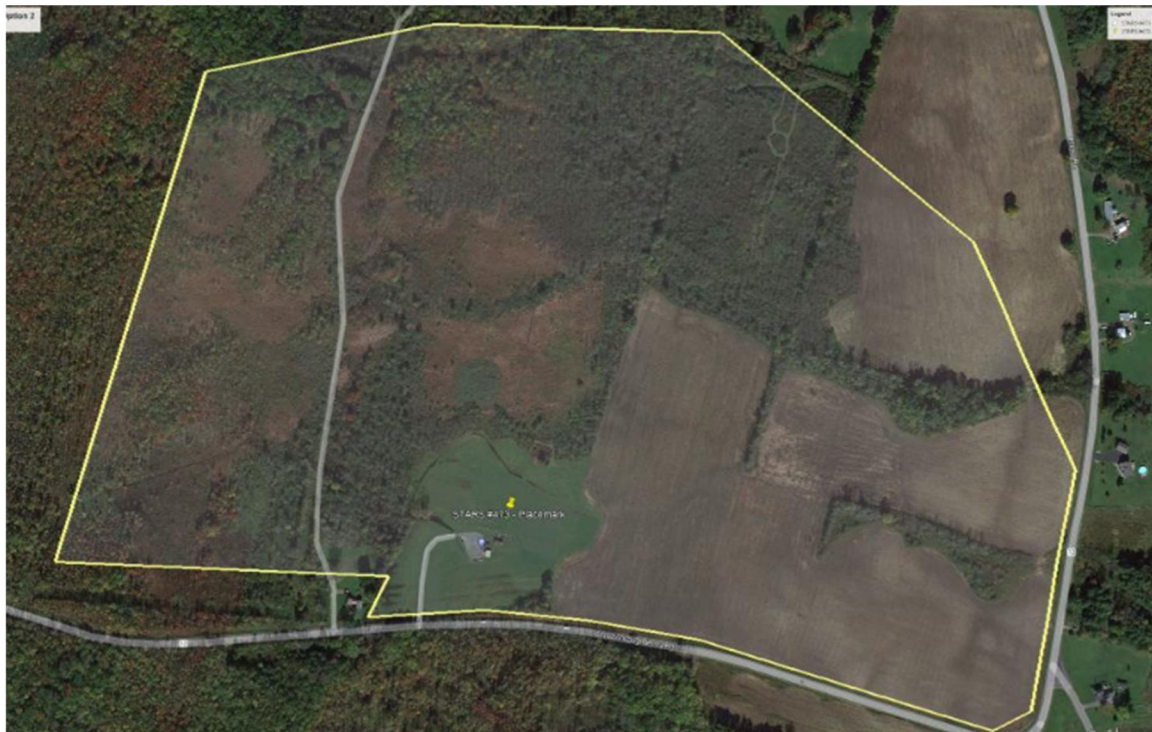
Click on the QR code to download the maiden flight check list for new aircraft.





The latest satellite photo with the new runway!

STARS FAA APPROVED FRIA AREA.



ACADEMY OF MODEL AERONAUTICS

FAA-RECOGNIZED IDENTIFICATION AREA

A FRIA IS A DEFINED GEOGRAPHIC AREA WHERE DRONES CAN BE FLOWN WITHOUT REMOTE ID EQUIPMENT.

Remember: A repaired aircraft should be treated just like a new aircraft. It needs a full ground check before flying. Don't forget to inspect the areas that were not repaired. They may have hidden damage. Fly it like it's the first time in the air and will need a full functional check before flying it in front of spectators or in competition.



When's the last time you checked the balance of your aircraft?



S.T.A.R.S.

<https://www.cnystars.com>

www.facebook.com/cnystars/

5th Annual BBQ

*STARS Members
and Families only*

Saturday, June 21, 2025

Rain Date: Sunday, June 22, 2025

10 AM to 4:30 PM



Food and beverages available to all during day
Catered BBQ lunch available around 1 PM!!
(but bring a dessert to share!!)



Bring your canopies and setup at the field for a day of family fun!!

Bring your tables and chairs!!

Bring yard games and water pistols for the kids!!

Bring wood for a bonfire!!

Bring your own refreshment coolers (but no drinking while flying)!!

Have your family members fly our Club Trainer (on a buddy-box, of course)!!

In fact, just bring the whole family and have a picnic!!

If you bring it, fly it!!

For more information, contact Mike Mueller, President, at 804-873-8928

S.T.A.R.S.

Flight Training Program

2025



When?

Every Thursday evening from 5:30 PM to Sunset
May 01, 2025 through September 11, 2025

Where?

At the S.T.A.R.S. field in Phoenix, New York
649 County Route 12, Pennellville, NY 13132
N43.23696, W76.24550

Who?

Anyone wanting to learn to fly powered R/C model airplanes!! You do **not** have to be a Club member and all lessons are **free**. Each student must furnish his/her own plane and radio equipment and also must hold a current membership in the Academy of Model Aeronautics aircraft association in order to fly. For those not yet finished building/assembling their trainer aircraft, the Club has a Club Trainer available that may be flown on a Buddy Box.

PreFlight Workshop

Held at STARS Flying Field in Phoenix, NY

Thursday April 17, 2025 at 5-7 PM

Interested?

Contact:



FB Workshop SENIOR FLIGHT INSTRUCTOR: Gary Natali (315/657-5695) FB Flightschool

www.cnvstars.com



Charter 473

S.T.A.R.S.

www.cnvstars.com

www.facebook.com/cnvstars



2025

Jet Night

When?

Every Monday evening from 4 PM to Sunset
April 28, 2025 through September 29, 2025



STARS Events



FB Jet Night

Where?

At the S.T.A.R.S. field in Phoenix, New York
649 County Route 12, Pennellville, NY 13132
N43.23696, W76.24550

All skill levels welcome, but must be an AMA Member to fly.
Open to any type of EDF or turbine aircraft!!

Interested?

Come out and join us for fun, food and good flying!!

For more information, contact Gary Natali at 315/657-5695



Charter 473

S.T.A.R.S.

www.cnvstars.com

www.facebook.com/cnvstars



2025



Helicopter and Multirotor Night



STARS Events

When?

Every Tuesday evening from 5 PM to Sunset
April 29, 2025 through September 30, 2025



FB Heli Nights

Where?

At the S.T.A.R.S. field in Phoenix, New York
649 County Route 12, Pennellville, NY 13132
N43.23696, W76.24550

All skill levels welcome, but must be an AMA Member to fly and must
provide your own outdoor capable helicopter or multirotor aircraft.
Build help and flight instruction available.

Interested?

Come out and join us for fun, food and good flying!!

For more information, contact Paul Volcko at 315/708-2009



Charter 473

S.T.A.R.S.

www.cnvstars.com

www.facebook.com/cnvstars



2025

Big Bird Night



STARS Events

When?

Every Wednesday evening from 5 PM to Sunset
April 30, 2025 through October 01, 2025



FB BB Night

Where?

At the S.T.A.R.S. field in Phoenix, New York
649 County Route 12, Pennellville, NY 13132
N43.23696, W76.24550

All skill levels welcome, but must be an AMA Member to fly.
Open to any type of big scale or sport aircraft!!

Interested?

Come out and join us for fun, food and good flying!!

For more information, contact Mike Mueller at 804/873-8928



Charter 473

S.T.A.R.S.

<https://www.cnystars.com>

www.facebook.com/cnystars/

5th Annual BBQ

*STARS Members
and Families only*


Saturday, June 21, 2025

Rain Date: Sunday, June 22, 2025

10 AM to 4:30 PM



Food and beverages available to all during day
Catered BBQ lunch available around 1 PM!!
(**but bring a dessert to share!!**)



Bring your canopies and setup at the field for a day of family fun!!

Bring your tables and chairs!!

Bring yard games and water pistols for the kids!!

Bring wood for a bonfire!!

Bring your own refreshment coolers (but no drinking while flying)!!

Have your family members fly our Club Trainer (on a buddy-box, of course)!!

In fact, just bring the whole family and have a picnic!!

If you bring it, fly it!!

For more information, contact Mike Mueller, President, at 804-873-8928



Charter 473 AMA Sanctioned

S.T.A.R.S.

www.cnvstars.com

www.facebook.com/cnvstars

Presents the 16th Annual

CNY Heli-Jam

Saturday, July 19, 2025

(Rain date: Sunday, July 20, 2025)

9 AM to 5 PM



At the STARS Field located at north of Phoenix, NY, on County Route 12
(See map on back)

Ample room for parking & overnight camping - no hookups
Food and beverages available



STARS events

**No parking fee, landing fee
or pre-registration**

AMA Required

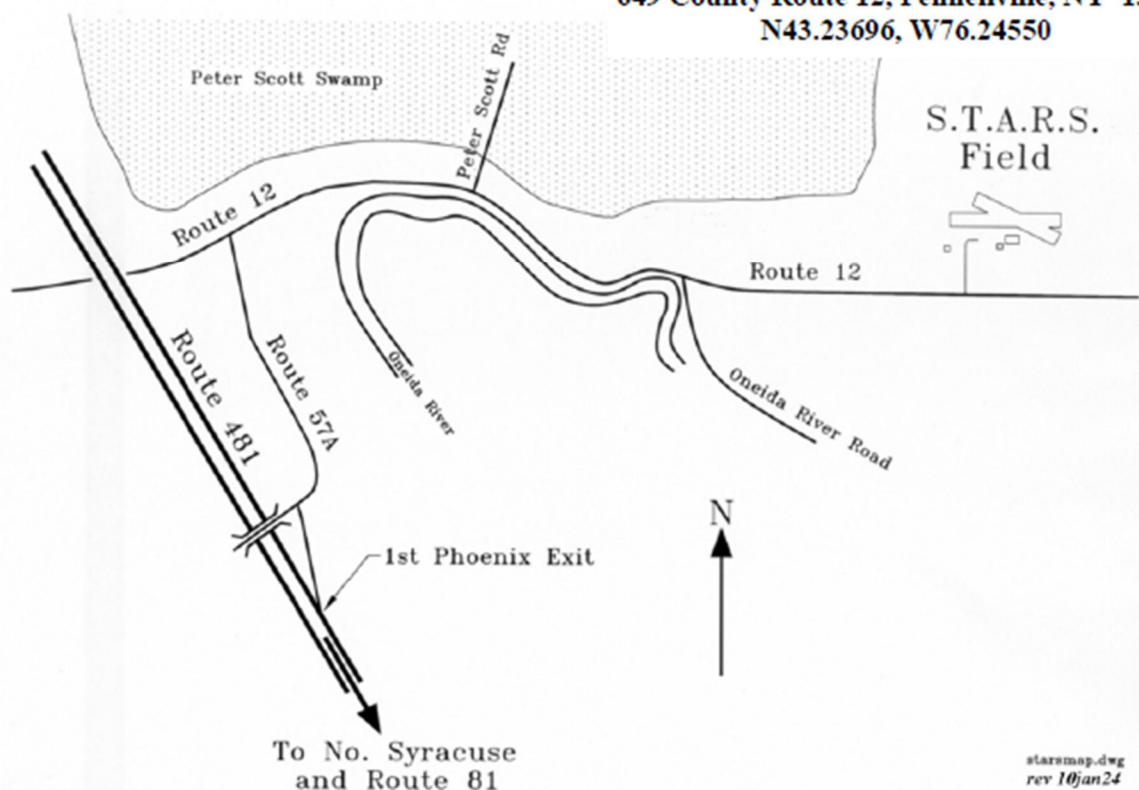


FB HeliJam event

Gate opens at 8 AM - Pilot's meeting at 8:50 AM

For more information, contact Paul Volcko, at 315-708-2009 or email helijam@cnvstars.com

649 County Route 12, Pennellville, NY 13132
N43.23696, W76.24550



Map to S.T.A.R.S. Flying Field in Phoenix, New York

When all else fails: Type the STARS Field address into your GPS.

Hotels Nearby:

Days Inn by Wyndham Brewerton (9 miles from Club)

5552 Bartel Rd., Brewerton, NY 13029

[https://www.wyndhamhotels.com/days-inn/brewerton-new-york/days-inn-brewerton-syracuse-airport/rooms-rates?
hotel_id=23677](https://www.wyndhamhotels.com/days-inn/brewerton-new-york/days-inn-brewerton-syracuse-airport/rooms-rates?hotel_id=23677)

315-277-3396

Comfort Inn & Suites Liverpool (5 miles from Club)

3979 Route 31, Liverpool, NY 13090

<https://www.choicehotels.com/new-york/liverpool/comfort-inn-hotels/ny761>

315-622-3576



Charter 473 AMA Sanctioned

S.T.A.R.S.

www.cnvstars.com

www.facebook.com/cnvstars/

Presents the 46st Annual

Model Airshow and Picnic

Saturday , August 30, 2025

Rain date: Sunday, August 31, 2025

At the STARS Field located at north of Phoenix, NY, on County Route 12
(See map on back)

Ample room for parking & overnight camping - no hookups
Swap shop and 50/50 raffles



STARS Events

10 AM to 4:30 PM

Food and beverages available to all

Pilots - If you bring it, fly it!!

All legal AMA Aircraft Welcome!!



FB Airshow Event



Parking Donation of \$5.00 per car

For more information, contact Phil Morgan, CD, at 315-457-3674 or contact us at: airshow@cnvstars.com

IMAA Big Bird Safety Checklist

Balance

Is the longitudinal center of gravity (fore and aft) within the range shown on the plans?

Is the model balanced laterally (side to side)?

Alignment

Are all the flying surfaces at the proper angle relative to each other?

Are there any twists in the wing?

Do the wings and removable tailplane seat properly on the fuselage every time?

Is the engine set at the proper thrust angle as shown on the plans?

Control Surfaces

Are all control surfaces securely attached? (i.e., hinges glued, pinned). Pull on each one to test.

Are the control horns secured to the model?

Control Linkages

Have all the linkages been checked to be sure they are secure?

Are the clevises closed? (Keepers or fuel tubing should be fitted to ensure they stay closed)

Engine / Motor Mount Security and Operation

Are all engine mount screws tight, including mount to bulkhead if applicable?

Are the propeller bolts and/or spinner tight? If a single nut, is there a safety nut as well?

Does the throttle work without binding?

Does the throttle trim tab shut down the engine?

Has the propeller been balanced and checked for damage?

Are the propeller tips painted a contrasting color? (while not essential it makes the propeller much easier to see)

Has the engine been thoroughly test run? (engine idle and throttle up properly)

Is the fuel tank installed correctly? (i.e., carburetor at the same height as fuel tank, fuel tank clunk in proper position and moving freely, fuel lines in good condition and connected to the engine correctly)

Radio Equipment

Are the receiver and the battery securely mounted and padded with foam to protect from vibration and shock?

Are all the electrical connectors secure?

Is the receiver antenna fully extended and in good condition?

Are the batteries charged and in good condition (check under load with a voltmeter if unsure)?

Are all servos securely fastened to the rails or trays?

Are servo arms firmly attached with screw in place?

Are all push rods firmly secured in servo arms (again keepers or fuel tubing should be fitted)?

Are the control throws in the correct direction with proper amount of deflection (as per plan)?

Rudder & tail wheel: Left stick should move the rear of the rudder and tail wheel to the left.

Nose wheel: Left stick should move the front of the nose wheel to the left

Aileron: left stick should move left aileron up and right down.

Elevator: Pulling back on the stick should move the back of the elevator up.

Canard: Pulling back on the stick (elevator) should make the front of the canard move up

Throttle: With trim set fully forward, pushing the stick forward should open throttle fully. With trim set fully backward, pulling the stick back should fully close the throttle.

Has a full range check been performed? (see below)

Undercarriage (where fitted) Is the undercarriage firmly attached to airframe and the wheels securely retained?

Does aircraft taxi in a straight line?

General

Is the covering tight with no visible signs of damage?

Are the retaining bolts in place and secure?

Are any hatches, cowlings, and canopies secure?

Are all components structurally sound?

Is your name and contact details marked on the model somewhere easily visible? (in case it's lost)

Range Checking the radio

Verify frequency is available and mark it as yours if necessary.

Turn on transmitter check the correct model is selected (if applicable) and then turn on the receiver.

Important: make sure the transmitter aerial is down fully.

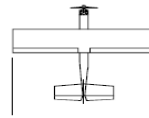
Ask someone to help and walk away from the model until signs of loss of control is apparent. If electric powered ensure that the range is not worse with the motor running.

Before EVERY flight:

Check the receiver battery pack to ensure enough charge for the flight intended.

Check for damage and the control throw direction of all surfaces.

S.T.A.R.S. Field Rules



1. General:

- A. License: All pilots, students, and flying guests *must* have a current membership in a nationally recognized model aircraft association in order to fly. Those pilots participating in the Park Pilot Membership Program must fly models that weigh two pounds or less and be incapable of reaching speeds greater than 60 mph. They must be electric or rubber powered, or of any similar *quiet* means of propulsion.
- B. Spectators: Only those people essential to flight operations will be permitted in the pit area; all others will remain on the spectator side of the fence.
- C. Vehicles: Vehicles will not be permitted *on* the flying field.
- D. Crash Debris: Pilots must retrieve all pieces of their aircraft after a crash. Particularly, attention must be made to obtaining all pieces of aircraft that land in the neighboring fields under cultivation *or from the mowed areas that might cause damage to mowing or farming equipment.*
- E. Trash: All members will take home their own trash.
- F. Alcoholic Beverages: Members will not consume alcoholic beverages prior to, nor during, participation in any *modeling* operations.
- G. Smoking: Smoking will not be permitted in the pit area or on the flight line.
- H. Mowing: Flying on the field will not be permitted if the field is being mowed or maintained.

2. Transmitters:

- A. Frequency Control: *2.4 GHz technology is prevalent in the hobby. In general, transmitter impound and channel flagging is no longer necessary. Pilots using a non-2.4 GHz transmitter system or FPV video transmitter should make all efforts to determine if others present are also using one and self-manage frequency separation prior to powering up their transmitter. Event Managers and Contest Directors may establish a transmitter impound or channel frequency control policy for their event, if deemed necessary.*
- B. Range Checks: Each pilot will conduct a successful radio equipment ground range check, *including any FPV equipment*, before flying a new or repaired aircraft and prior to each flying session.

3. Engines:

- A. All internal combustion engines run at the field will have a silencer (except for small displacements of .09 cubic inches or less).
- B. When running an engine in the pits, keep neighboring personnel behind the prop arc. *Restrain fuel powered airplanes with stakes, starting stand, or helper prior to starting the engine(s).*

- C. Electric motors and fuel engines are not to be run in spectator/pavilion areas or anywhere behind pit area fencing or designated test stand/hover areas, unless propellers/blades are removed. Model electronics (receivers, servos, etc.) can be powered up in spectator areas as long as electric motors are disconnected or propeller/blades are removed.
- D. Remove or secure all necklaces, straps, loose clothing, hoodie ties, etc. prior to starting a fuel engine powered model. Long hair should be tied back or secured so it cannot get caught in a spinning propeller or rotor.

4. Flying:

- A. Boundaries: Flying over the pit area or the spectator side of the fence is prohibited, unless beyond the control of the pilot(s).
- B. Taxing: Taxing is prohibited in the pit area!
- C. Flying:
 - (1). Pilots will initiate their first turn after takeoff away from the pit and spectator areas.
 - (2). Engines will not be started before 9 AM Monday through Saturday and 11 AM on Sunday (electrics may start at 10 AM), unless approved by the Event Director.
 - (3). No more than three aircraft will be permitted in the air at one time.
 - (4). All flying will be conducted from the designated flight boxes.
 - (5). Hand launching of aircraft is prohibited from the pits.
 - (6). Flight operations will cease during electrical storms.

5. Guests:

- A. All guests must have a current membership in a nationally recognized model aircraft association in order to fly.
- B. Guests may fly at the field only with the approval of a member in good standing and only as long as a sponsoring member *remains at the field*. Guests will not fly unattended.
- C. A local guest will be allowed to fly at the field on three (3) separate occasions and then will be asked to join the Club.
- D. An out-of-town guest may make arrangements with the Club to fly at the field while visiting the area. The Club Officers and the Safety Officer will handle each out-of-town visitor on a case-by-case basis.
- E. *All guests are required to extend every courtesy to current members sharing the same flying frequency.* But when there is a conflict over who shall fly, the Club member will have the first option to fly. Both the guest and the members should use common sense while sharing the flight line or using the same radio frequencies.

STARS Club Rules- End 06jan21



Photo courtesy Mike Graham archives

The STARS pavilion goes up c.1977.
Mike identified the person on the ladder as Lon Sauter. Not sure who the others are.

STARS

Field Protocol

Dedicated to responsible
RC fun with safety by
choice, not chance.

1. General:

- A. Civil and courteous behavior is required at the field at all times.
- B. Safety is paramount and everyone's business. Use common sense in all matters.
- C. It is strongly recommended that you do not fly alone.
- D. Learn where the First Aid station is located and inform the Field Committee if material has been issued from it.
- E. When opening or closing combination locks, *always* set the wheels to 0000.
- F. Last member out must close and lock the refrigerators, pavilion, and main gate.
- G. **Limited use of cell phones and mobile devices on the flight line to photography/videography or integrated use with model systems. Talk, text, and browse from the pits or spectator areas.**

2. Engine Courtesy:

- A. Long term tuning and initial break-in should be conducted away from the pits and spectators (usually at the engine break-in stand).
- B. Do not direct prop wash at other modelers, their aircraft, equipment, or bystanders behind the pit fence. Kindly inform those bystanders near the fence that you intend to start an engine before you do so.

3. Flying Courtesy:

- A. Any person wishing to enter an active flying field or runway to cross same or to retrieve an aircraft, must loudly announce their intention to all fliers on the flight line.
- B. A "landing" aircraft has the right of way over an aircraft "taking-off".
- C. A "dead stick" aircraft has the right of way over all others.
- D. All take-off and landing attempts must be announced to other pilots on the flight line. Take-offs are normally announced by saying "taking off", and landings are announced by saying "landing" or coming in". Dead stick landings are announced clearly to all pilots in the pits and on the flight line by saying "dead stick".
- E. A pilot having difficulty in controlling his/her aircraft must announce to all in the pits and on the flight line that he/she is experiencing radio or mechanical problems. Pilots on the ground preparing to fly will turn off their transmitters and wait for the problem to be resolved before continuing to fly. Fliers in the air will stay clear of the aircraft in distress and will land, if possible, as long as it does not contribute to the crisis. All personnel near the pit area must be alerted to the situation.
- F. If a crash occurs on the field or in the pits, all flying will stop until the accident has been investigated and the debris has been cleared from the field.
- G. Normal flight duration is 10 minutes. Obviously, flight time may be extended if there are no other pilots waiting to fly or waiting for a particular radio channel.
- H. When you have finished flying, please return your transmitter to the impound.

4. Good Earth Policy:

- A. Place recyclables in the appropriate container in the pavilion.
- B. Turn off all pavilion lights when departing the field for the night.
- C. The field does not have a trash removal service. If you carry anything to the field, carry it back out.
- D. If a pilot or guest brings a pet to the field, he/she will be responsible for supervising the animal's conduct while at the field. Please observe all appropriate Field Rules.
- E. If you smoke, please place all cigarette butts in the butt cans in the field.
- F. Do not **dispose of trash in the outhouse/port-a-potty pit.**
- G. **DO NOT DRINK THE WELL WATER.** Well water is to be used for washing only.

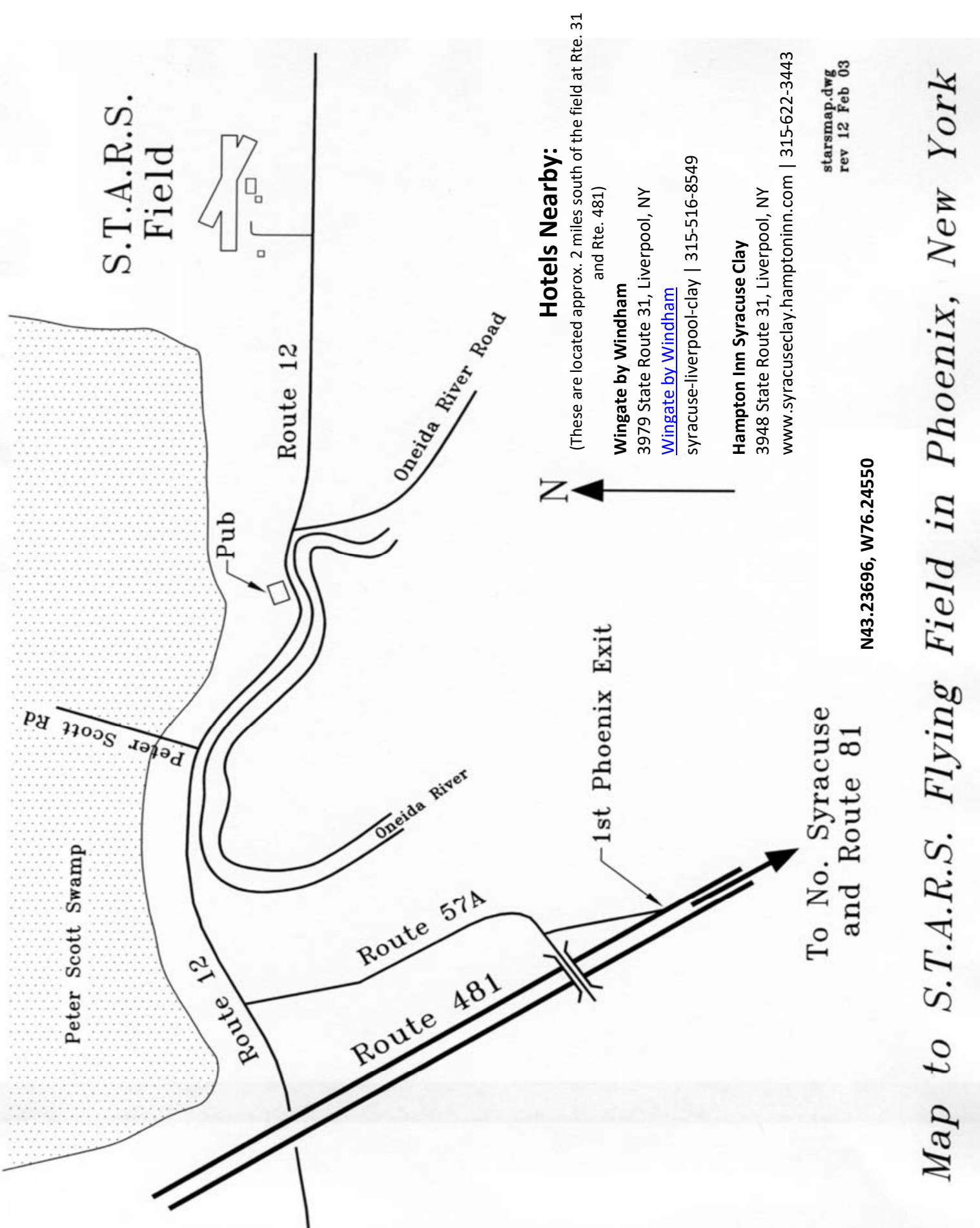
5. Replacement Courtesy:

- A. Where an individual's plane or property is damaged by the actions of another individual, it will be the responsibility of the two parties to resolve the situation in an appropriate manner.

STARS POLICY REGARDING PHOTOGRAPHY

- STARS is a membership organization organized under the laws of the State of New York.
- The STARS flying field, located in Phoenix, New York, is owned by STARS, and as such, is privately owned property.
- The purpose of this policy is to limit and restrict the reproduction of images, in any form, of the STARS property and the activities which occur thereon.
- While the STARS property is privately owned, members, guests, and the general public are welcome at the field during published field hours of operation. Members, guests, and the public must adhere to all rules imposed by STARS regarding entry upon and/or the use of STARS property, including the STARS policy on photography.
- The reproduction of images of the STARS field or the activities thereon, in any form, is a privilege and not a right.
- Except as provided below, the reproduction of images of the STARS field or activities thereon in any form, including, but not limited to film and digital still photography, and video photography in either film or digital form, is strictly forbidden.
- Violation of this policy will result in immediate expulsion of the violator from the STARS premises, and may subject the violator to criminal and/or civil sanctions and penalties.
- Members in good standing of STARS shall be exempt from the above requirements so long as any images or video produced on the STARS premises or the activities thereon are for personal and non-commercial use.
- Guests and the general public may be permitted to photograph or video the STARS property and activities thereon, but only for personal and non-commercial use, and only with the prior written consent of the Club's executive board.

Map to the STARS



Map to S.T.A.R.S. Flying Field in Phoenix, New York



Est. 1965

Syracuse Thunderbirds Aero Radio Society

Online at: <http://www.amadistrictiistars.org>



Charter 473

Membership Application Form

Date: _____

Membership: ☐ Open (\$160 share+\$60 dues) ☐ Extra Family member (\$30.00)
☐ Associate (\$75.00) ☐ Youth (< AMA age 19 - \$0.00)
☐ Park Pilot - Associate (\$75.00) ☐ Park Pilot - Youth (< AMA age 19 - \$0.00)

Name: _____

Address: _____

Phone (for roster): _____

AMA: _____ DOB: _____

STARS Member(s) Contacted: _____

Primary Interests (Sport, Scale, Pattern, Fun Fly, etc.): _____

Email Address (for newsletter and notices): _____

Emergency Contact Name: _____ Phone: _____

You must be a current member of the Academy of Model Aeronautics (AMA) in order to join the STARS. Please show your AMA card to the Officer given this application or include a photocopy of the application for the license.

"I have read and agree to abide by the STARS Field Safety Rules." (on back)

Submit this form to a Club Officer

Rev 16aug17